

WAE SERIES Commercial Lighting

WAE-8FT-MCTP-DD-EM-SEN
BUILDER SERIES LED ECONOMY WRAP-AROUND FIXTURES

MCTP Multi Color Temperature & Multi Power/Wattage (Selectable)

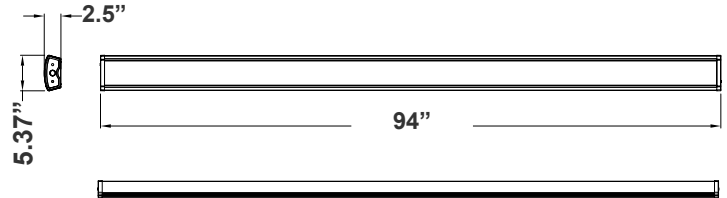


Customer Name: _____

Project Name: _____

Note: _____

Type: _____



The Builder Series LED Economy Wrap-Around Fixtures offer energy-efficient, cost-effective lighting for various commercial and residential applications. Designed for general purpose use, these fixtures deliver uniform, diffused illumination, ideal for offices, garages, and utility areas. Featuring a low-profile design and durable construction, they provide long-lasting performance while ensuring easy installation. A practical choice for budget-conscious projects without compromising on quality.

2.5"(L) x 94"(W) x 5.37"(H)

Features

- Housing: Die-formed Cold Rolled Steel With Powder Coated White
- Installation: Ceiling-Mounted
- Lens: Polycarbonate Lens
- MCTP: Multi Color Temperature & Multi Power/Wattage (Selectable)

Technical Specifications

Electrical:

- Voltage: 120-277V AC 60Hz
- Wattage: 48W/64W/80W
- Power Factor: >0.99
- Efficacy: 80 LPW

Mechanical:

- White Finish
- Housing: Die-formed Cold Rolled Steel With Powder Coated White
- Installation: Ceiling-Mounted
- Operating temperature: -22°F~104°F
- 5-Year Warranty

Sensor Spec:

- Detection Range: 17Ft. / 360°
- Mounting Height: 25Ft. Max.
- DIP Settings switch on The Sensor
- Optional Remote Control (WEC-3RC)

Emergency Battery Backup Spec:

- Output Power: 9W
- Output Voltage: 48V
- Li-Ion Battery / >90 Minutes Emergency Operation
- Test Button Installed on The Side of The Fixture

Lighting:

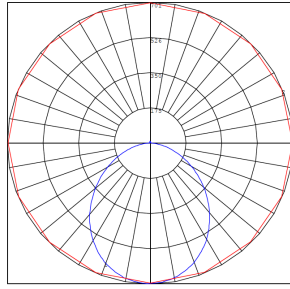
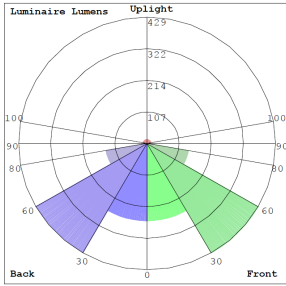
- MCTP: Multi Color Temperature & Multi Power/Wattage (Selectable)
- Dimming: (Dual Function) Triac Dimmable at 120V & 0-10V Dimming at 120-277V
- Lens: Polycarbonate Lens
- Total Lumens: 6400LM
- Color Temperatures: 2700K/3000K/3500K/4000K/5000K
- Color Rendering Index: CRI ≥ 82
- Life Span: 50,000 hrs.

Applications:

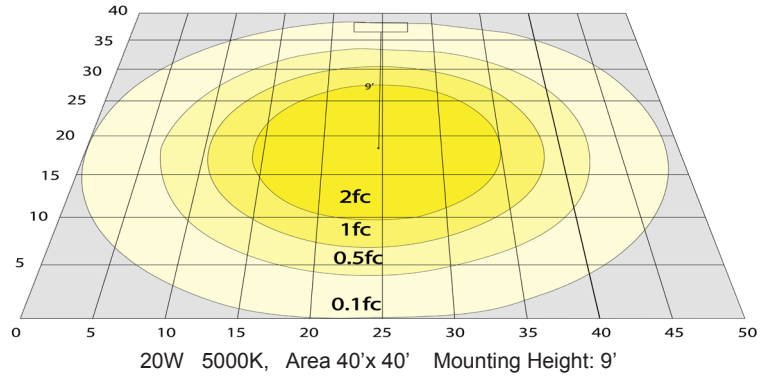
- Ideal for a Variety of Industrial, Commercial and Residential Applications.



Photometrics: WAE-8FT-MCTP-DD-EM-SEN



BUD Rating: B1-U2-G1



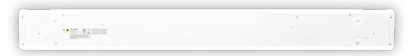
Other Views:



Side View



Front View



Back View

Performance Table: WAE-8FT-MCTP-DD-EM-SEN

MODEL NO.	Wattage	Voltage	Lumens	Color Temp.	BUG Rating	LPW
WAE-8FT-MCTP-DD-EM-SEN	48W	120~277V	3840LM	2700K	B1-U3-G1	80
	64W		5120LM	3000K		
	80W		6400LM	3500K		
			4000K			
			5000K			

Sample Ordering

Model Size Color Temp. Dimming Battery Sensor
WAE - 8FT - MCT - DD - EM - SEN

Accessories:

Blank = No Option For Accessories

SCL-CSY1-6FT= ADJ. 6FT 1/16in SINGLE SUSPENSION 5in CANOPY SET WITH Y DOUBLE KEYHOLE END CONNECTORS, NONPOWER SIDE

SCL-CSY1P-6FT = ADJ. 6FT 1/16in SINGLE SUSPENSION 5in CANOPY SET WITH Y DOUBLE KEYHOLE END CONNECTORS, POWER SIDE WITH SJTW18/5 WHITE CORD

Factory-Installed Options:

Blank = No Option For Accessories

WEC-3RC = Remote Control For Motion Sensors (For Sensor Fixtures)

ACCESSORIES:



SCL-CSY1-6FT SCL-CSY1P-6FT

FACTORY-INSTALLED OPTIONS:



WEC-3RC

